

LCA Series

Multi-purpose fader

There are many types.

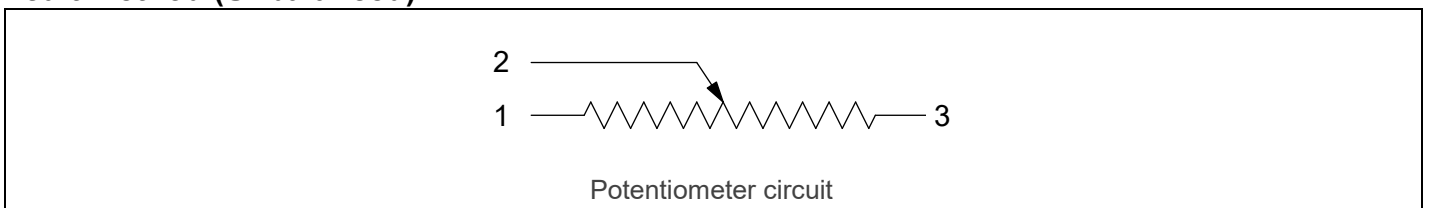


Model number

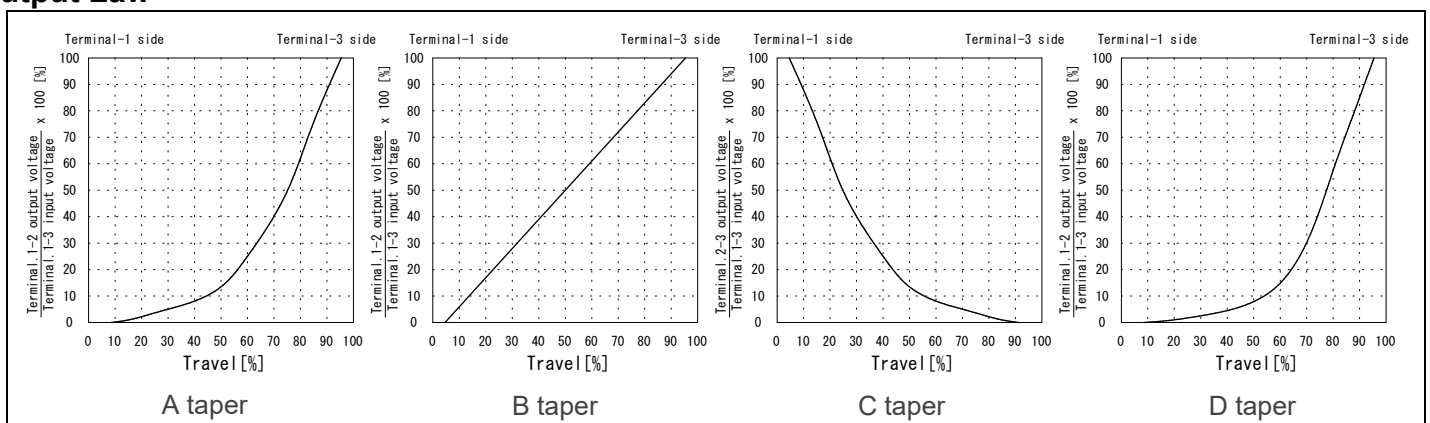
2 **LCA-10** **0** **0** **D** - **B** **10K** **L8** **P**
 *1 *2 *3 *4 *5 *6 *7 *8

*1	Number of circuit	Blank: Single circuit 2: Two circuits
*2	Product number and Travel	LCA-10: 100mm LCA-60: 60mm LCA-45: 45mm
*3	Operating force	0: Standard type 2: Type30 8: Type60 9: Type80 *Please see Mechanical specifications.
*4	Control-bar types	0: Type0 1: Type1 2: Type2 3: Type3 *Please see Control-bar dimensions.
*5	Dust cover	Blank: Without D: With
*6	Output law (Please see figure of output law.)	A: A taper B: Linear taper C: C taper D: D taper
*7	Total resistance	1K: 1kohm 5K: 5kohm 10K: 10kohm 20K: 20kohm 50K: 50kohm 100K: 100kohm
*8	Control-bar length	*Please see Control-bar dimensions.

Circuit method (Unbalanced)



Output Law



Electrical specifications

	LCA-****-A	LCA-****-C	LCA-****-D	LCA-****-B
Number of Circuit	1 or 2	1 or 2	1 or 2	1 or 2
Total resistance (1-3)	1kohm, 5kohm, 10kohm, 20kohm, 50kohm, 100kohm			
Total resistance tolerance	±20%			
Taper	15A	15C	10A	Linear
Effective travel (50%)	10~25%	10~25%	6~15%	40~60%
Residual resistance	20ohm or less			
Gang error	0~40dB: 3.0dB			
Voltage proof	1 Min. at AC500V			
Insulation resistance	50Mohm or more at DC250V			
Max rating	0.05W			0.1W
Sliding noise level	100mV or less			
Sliding life	50,000 Cycles or more			

Mechanical specifications

	LCA-1000 Series	LCA-6000 Series	LCA-4500 Series
Stroke length	100mm±0.5mm	60mm±0.5mm	45mm±0.5mm
Operating force	0.03~0.1N (Standard), 0.2~0.4N (TYPE30), 0.4~0.7N (TYPE60), 0.6~0.9N (TYPE80)		
Strength of Nut-Attached	100Ncm		
Attached Parts	M3 screw (Length: Panel thickness + 3mm)		
Stopper strength	100N		
Push-pull strength	50N		

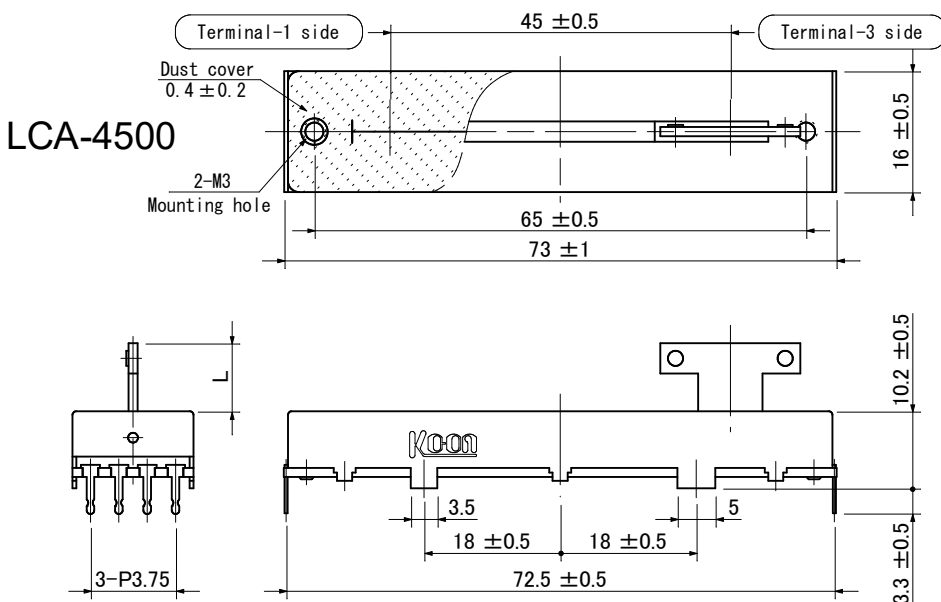
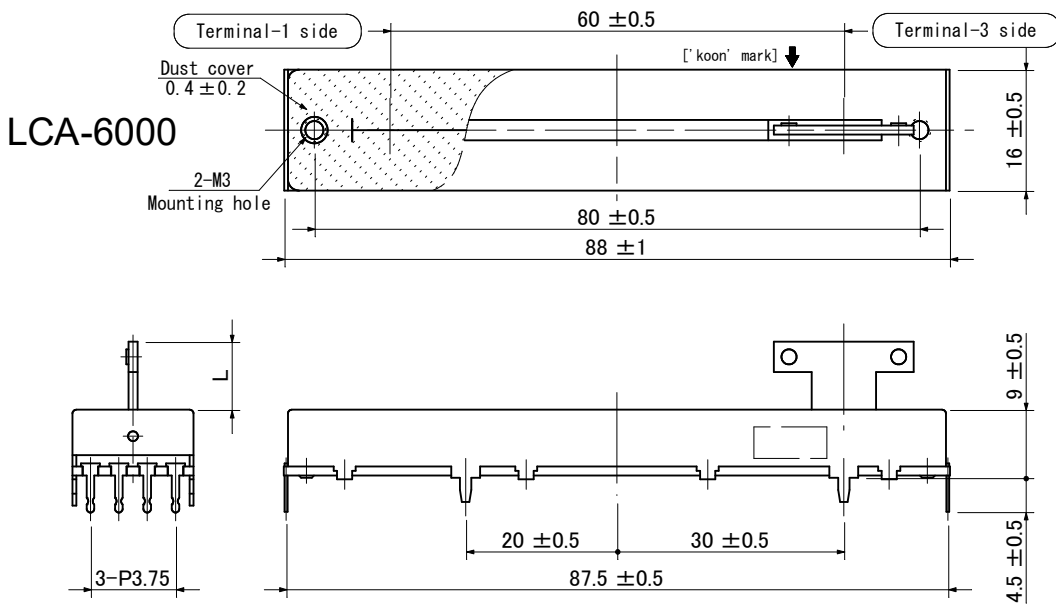
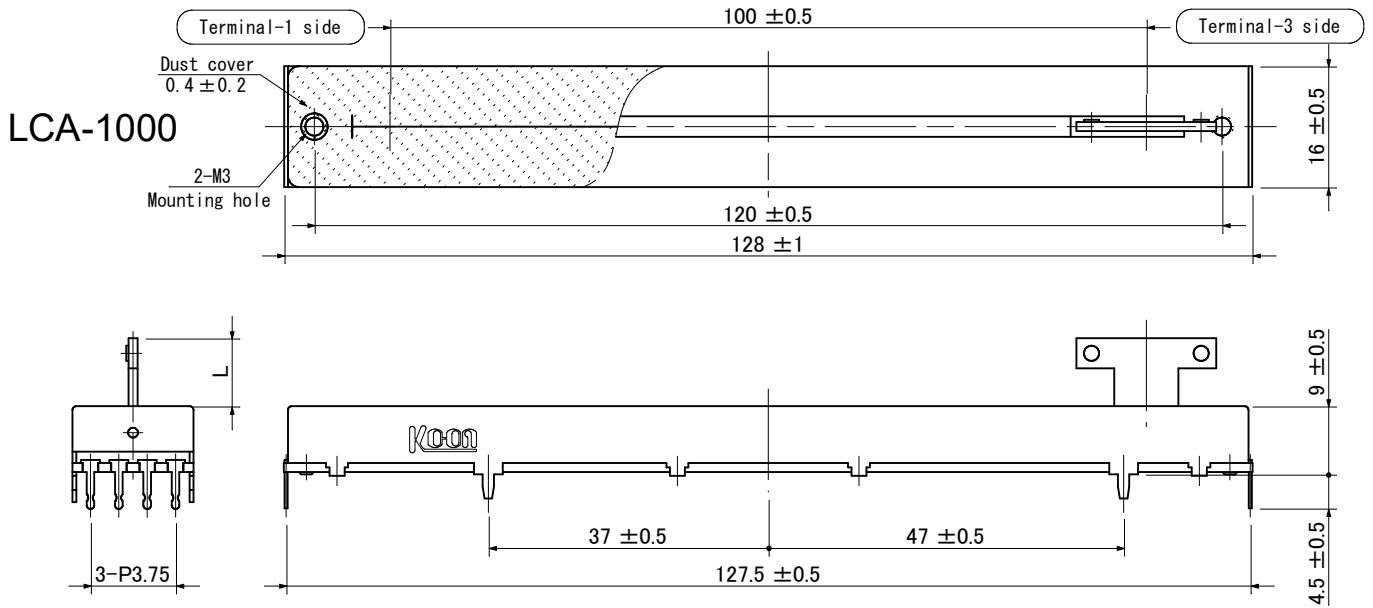
General specifications

	LCA Series
Temperature range	-10 to +70 degrees C (Operating), -15 to +75 degrees C (Storage)
Relative humidity	80%RH (No condensation)

Note

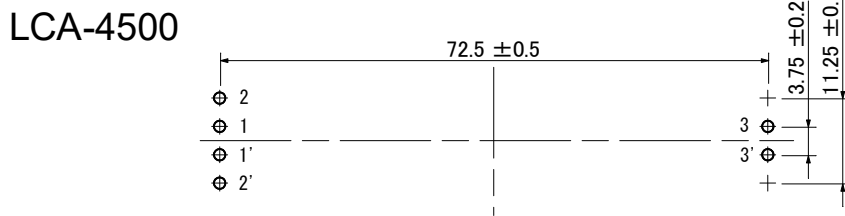
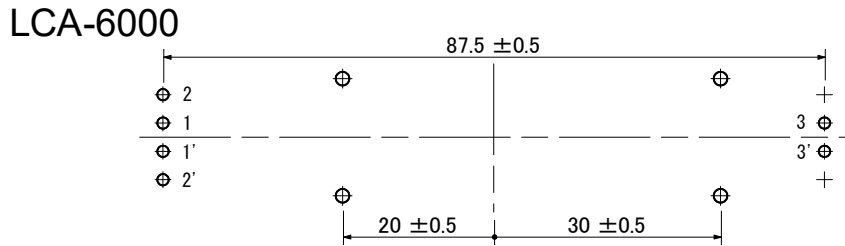
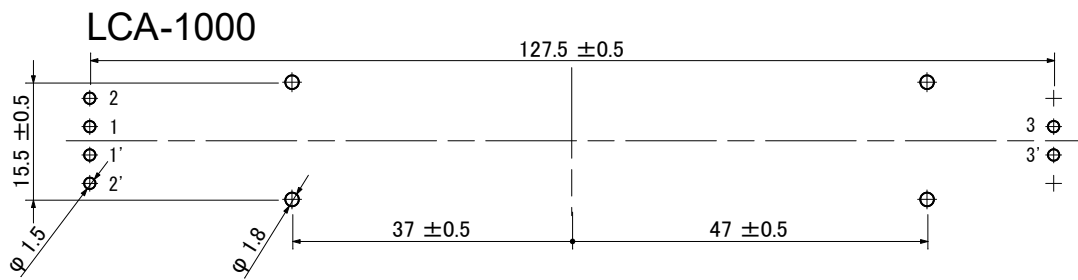
- * Solder heat resistance: 300deg C max, 3sec max. (Manual soldering only)
- * Please take care during soldering that the smoke from the solder does not flow inside a fader.
- * If the flux sticks to a resistor board, it may cause a trouble with the fader.
- * Move to one end in Control-bar on the occasion of knob wearing, and can break into it slowly.
- * It is highly recommended that the fault tolerant system is to be set up in the big situation like the live broadcast.

Dimensions



Dimensions

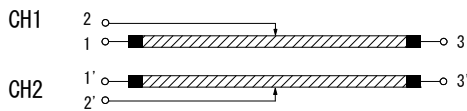
P.C Board Mounting hole detail (Viewed from mounting side)



Control-bar style

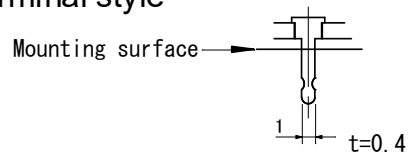
Control-bar type	0	1	2	3
Dimension	t=1.2 	t=1.2 	t=1.2 	t=1.2
Control-bar length: L	8, 9	15, 20	6.5, 12	10, 20

Terminations



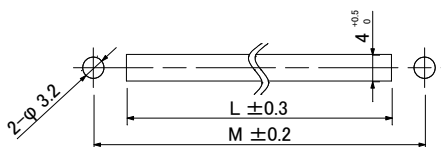
The single unit is not provided with terminal CH2.

Terminal style



※Soldering of terminals to be made less than at 300 degreesC within 3sec max.

Panel cut out dimensions



L=110mm M=120mm LCA-1000
L=70mm M=80mm LCA-6000
L=55mm M=65mm LCA-4500

The products and their specifications are subject to change without notice.