

CP2500 (Potentiometer)

Conductive Plastic


Low rotational noise level

Motorized

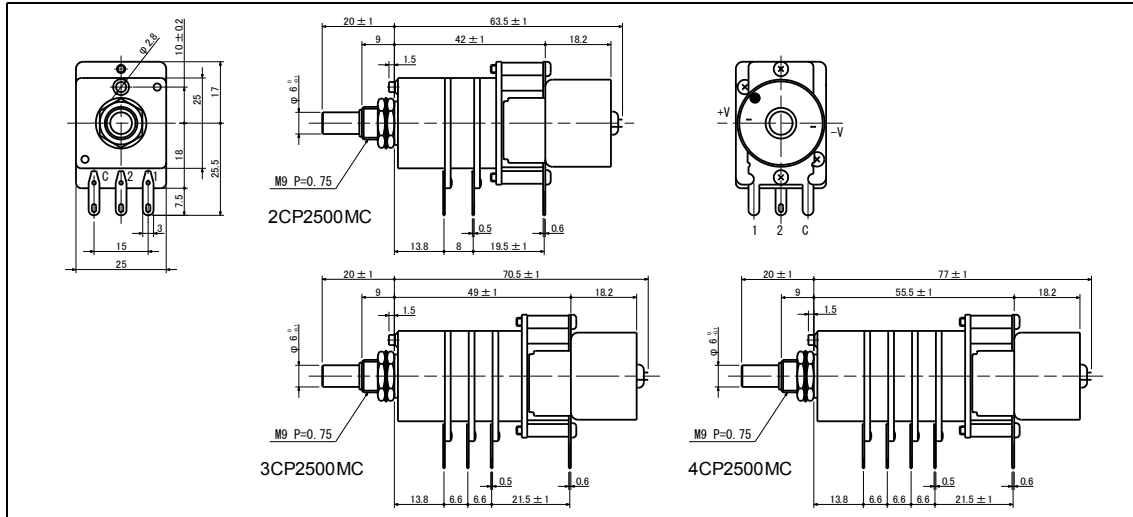
With DC-motor

Small size

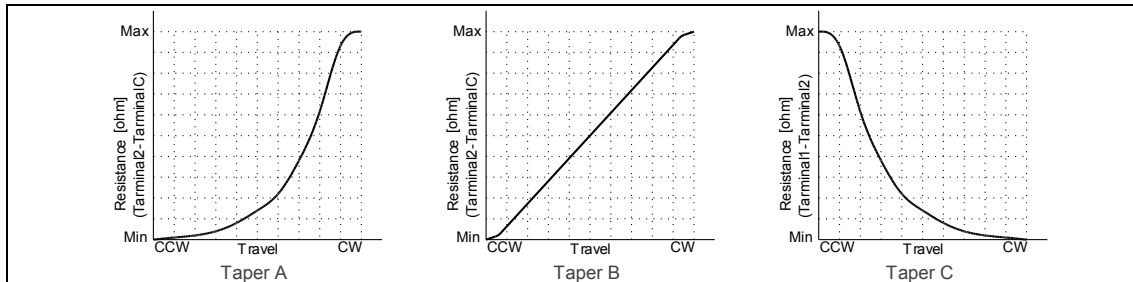
25mm square



Dimensions



Output Law



The products and their specifications are subject to change without notice.
TOKYO KO-ON DENPA CO., LTD. www.tkd-corp.com EDP-201305

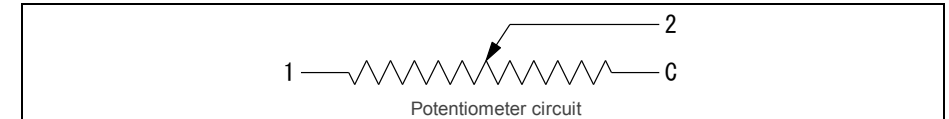
POTENTIOMETER

Model number

2 CP2500MC - B 10K
Number of circuit (2~4) Product type Taper Total resistance
B: JIS-B
C: JIS-C

2 CP2508MC - A 10K
Number of circuit (2~4) Product type JIS-A Total resistance

Circuit method



Electrical specifications

	CP2508MC-A	CP2500MC-B	CP2500MC-C
Circuit (Unbalanced)	Potentiometer circuit		
Total resistance (1-C)	10k, 20k, 50k, 100kohm		
Total resistance tolerance	±20%		
Taper tolerance (150 degs)	10~25%	40~60%	10~25%
Residual resistance	Terminal2-C: 1% or 100ohm Terminal1-2: 1%	Terminal1-2 & 2-C: 1% or 100ohm	Terminal1-2: 1% or 100ohm Terminal2-C: 1%
Matching accuracy	3dB Max.		
Voltage proof	1 Min. at AC500V		
Insulation resistance	50Mohm or more at DC500V		
Max rating	DC20V		
Rotational noise level	47mV or less (by JIS C 6443)		
Rotational life	100,000 Cycles Min. (18cycles/min)		

Mechanical specifications

	CP2500MC
Operating angle	300 degrees ±5 degrees
Strength of Nut-Attached	50Ncm
Attached Parts	Hexagonal nut (M9)
Stopper strength	50Ncm
Push-pull strength	50N

Motor specifications

	CP2500MC
Rotational torque	1~4.5Ncm
Voltage	DC4~6V (DC4.5V standard)
Rotational speed	12±3 sec./300deg. (at DC4.5V)
Max. operating current	100mA Max. (at rotation), 150mA Max. (at end slip)
Insulation resistance	1Mohm Min. at DC100V

General specifications

	CP2500MC
Temp. range	-10 to +70 degrees C (Operating), -15 to +75 degrees C (Storage)
Relative humidity	90%RH (No condensation)

Note

* Solder heat resistance: 350degrees C max, 5sec max, to twice. (Manual soldering only)
* Special order of the shaft length is possible. Please contact us for details.